

## Airport Markings



**RUNWAY HOLDING POSITION:**  
Hold short of double solid lines until cleared to proceed by ATC



**ILS CRITICAL AREA HOLDING POSITION:** Hold short when required or instructed to by ATC




**TAXIWAY/TAXIWAY HOLDING POSITION:** Hold short of intersecting taxiway when directed to by ATC



**NON-MOVEMENT AREA BOUNDARY:**  
Do not cross solid line into movement area without prior ATC authorization



**TAXIWAY EDGE:** Defines edge of usable full strength taxiway pavement - adjoining pavement NOT usable



**DASHED TAXIWAY EDGE:** Defines edge of taxiway where adjoining pavement IS available for aircraft use



**ENHANCED TAXIWAY CENTERLINE:**  
Indicates approaching holding position marking

# Ground Vehicle Guide to Airport Signs & Markings

## Airport Signs



**TAXIWAY/RUNWAY HOLDING POSITION:**  
Hold short of intersecting runway



**RUNWAY/RUNWAY HOLDING POSITION:**  
Hold short of intersecting runway



**RUNWAY APPROACH HOLDING POSITION:**  
Hold short when instructed to by ATC



**ILS CRITICAL AREA HOLDING POSITION:**  
Hold short when instructed to by ATC



**NO ENTRY:** Identifies areas where AIRCRAFT entry is prohibited



**TAXIWAY LOCATION:** Identifies taxiway on which vehicle/aircraft is located



**RUNWAY LOCATION:** Identifies runway on which vehicle/aircraft is located



**RUNWAY BOUNDARY:** Exit boundary of runway or approach protected areas



**ILS CRITICAL AREA BOUNDARY:** When exiting runway, sign shows boundary of ILS Critical Area



**TAXIWAY DIRECTION:** Defines direction & designation of intersecting taxiway(s)



**RUNWAY EXIT:** Defines direction & designation of exit taxiway from runway



**OUTBOUND DESTINATION:** Defines direction to take-off runway(s)



**INBOUND DESTINATION:** Defines directions for arriving aircraft




**TAXIWAY ENDING MARKER:** Indicates taxiway does not continue

**If you are not sure or are unclear about anything: CONTACT ATC IMMEDIATELY.**


## ATCT Light Gun Signals

**STEADY GREEN**




Cleared to cross, proceed or go

**FLASHING GREEN**



Not applicable to vehicles

**STEADY RED**



STOP

**FLASHING RED**



Clear the taxiway/runway

**FLASHING WHITE**



Return to starting point on airport

**ALTERNATING GREEN/RED**



Exercise extreme caution

**NOTE:** Some signs may be combined in arrays and also may appear painted directly on the surface of taxiways or runways.



Tower Frequency \_\_\_\_\_

Ground Frequency \_\_\_\_\_

**Discrete  
Emergency  
Frequency** \_\_\_\_\_

ATIS Frequency \_\_\_\_\_

Tower Phone Number ( \_\_\_\_\_ ) \_\_\_\_\_

FAA Office of Runway Safety  
[www.faa.gov/go/runwaysafety](http://www.faa.gov/go/runwaysafety)

