

Airport Markings



RUNWAY HOLDING POSITION:
Hold short of double solid lines until cleared to proceed by ATC




ILS CRITICAL AREA HOLDING POSITION: Hold short when required or instructed to by ATC




TAXIWAY/TAXIWAY HOLDING POSITION: Hold short of intersecting taxiway when directed to by ATC



NON-MOVEMENT AREA BOUNDARY:
Do not cross solid line into movement area without prior ATC authorization



TAXIWAY EDGE: Defines edge of usable full strength taxiway pavement - adjoining pavement NOT usable



DASHED TAXIWAY EDGE: Defines edge of taxiway where adjoining pavement IS available for aircraft use



ENHANCED TAXIWAY CENTERLINE:
Indicates approaching holding position marking

Ground Vehicle Guide to Airport Signs & Markings

Airport Signs

B 4-22

TAXIWAY/RUNWAY HOLDING POSITION:
Hold short of intersecting runway

26-8

RUNWAY/RUNWAY HOLDING POSITION:
Hold short of intersecting runway

8-APCH

RUNWAY APPROACH HOLDING POSITION:
Hold short when instructed to by ATC

ILS

ILS CRITICAL AREA HOLDING POSITION:
Hold short when instructed to by ATC

⊖

NO ENTRY: Identifies areas where AIRCRAFT entry is prohibited

B

TAXIWAY LOCATION: Identifies taxiway on which vehicle/aircraft is located

22

RUNWAY LOCATION: Identifies runway on which vehicle/aircraft is located



RUNWAY BOUNDARY: Exit boundary of runway or approach protected areas



ILS CRITICAL AREA BOUNDARY: When exiting runway, sign shows boundary of ILS Critical Area



TAXIWAY DIRECTION: Defines direction & designation of intersecting taxiway(s)



RUNWAY EXIT: Defines direction & designation of exit taxiway from runway



OUTBOUND DESTINATION: Defines direction to take-off runway(s)



INBOUND DESTINATION: Defines directions for arriving aircraft




TAXIWAY ENDING MARKER: Indicates taxiway does not continue

If you are not sure or are unclear about anything: CONTACT ATC IMMEDIATELY.

ATCT Light Gun Signals

STEADY GREEN



Cleared to cross, proceed or go

FLASHING GREEN



Not applicable to vehicles

STEADY RED



STOP

FLASHING RED



Clear the taxiway/runway

FLASHING WHITE



Return to starting point on airport

ALTERNATING GREEN/RED



Exercise extreme caution

NOTE: Some signs may be combined in arrays and also may appear painted directly on the surface of taxiways or runways.



Tower Frequency _____

Ground Frequency _____

**Discrete
Emergency
Frequency** _____

ATIS Frequency _____

Tower Phone Number (_____) _____

FAA Office of Runway Safety
www.faa.gov/go/runwaysafety

