




Do You Know Your Airport Signs, Markings & Lights?

Write the correct letter in each blank matching the description. Answers are at the bottom.



A



B



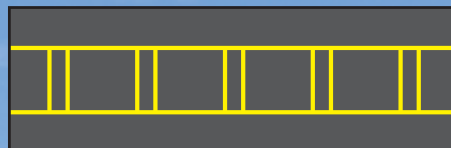
C



D



E



F



G




H



J

1. ____ This sign identifies the runway upon which your aircraft is currently located.
2. ____ This sign indicates thousands of feet remaining to the end of the runway.
3. ____ This marking means the runway or taxiway is closed.
4. ____ These lights outline the edges of a runway.
5. ____ This array is located at the intersection of two runways and a taxiway.
6. ____ When seen on a taxiway in conjunction with a red and white runway identifier sign, this surface-painted marking indicates that an aircraft or vehicle may taxi up to but not cross the double solid lines until instructed to proceed by ATC.
7. ____ An aircraft that taxis past this sign may interfere with the navigational landing aid signals that an approaching aircraft is using. Stop if directed to by ATC.
8. ____ Stopping behind this marking will ensure wingtip clearance for aircraft on an intersecting taxiway.
9. ____ This painted marking indicates the edge of the ILS critical area. Ground control may ask you to hold short of this marking if an aircraft is using the ILS.
10. ____ This sign alerts of an approaching runway and is accompanied by a yellow, surface-painted runway holding position marking.
11. ____ This no entry sign denotes that aircraft are prohibited from proceeding beyond it.
12. ____ Taxiing past this sign may interfere with operations on the runway. Stop if directed to by ATC.
13. ____ These lights outline the edges of a taxiway.
14. ____ These lights are sometimes installed on each side of a taxiway prior to its intersection with a runway.
15. ____ This sign identifies the taxiway upon which you are located.
16. ____ This marking indicates the edge of a path for vehicle traffic on areas also intended for aircraft.
17. ____ This array indicates that you are approaching the intersection of two taxiways.
18. ____ This sign indicates the direction to a destination runway.
19. ____ This sign indicates an exit from a runway onto the designated taxiway.
20. ____ This surface-painted marking separates the movement and non-movement areas on the airport. ATC clearance is needed to move beyond the solid line onto the movement area.
21. ____ This surface-painted enhanced taxiway centerline marking runs up to 150 feet back from the holding position marking and alerts of an approaching runway.



K



L




M




N




P



Q




R




S



T



U



V



W

www.faa.gov/go/runwaysafety

